



ĀURA

Trick or Threat:

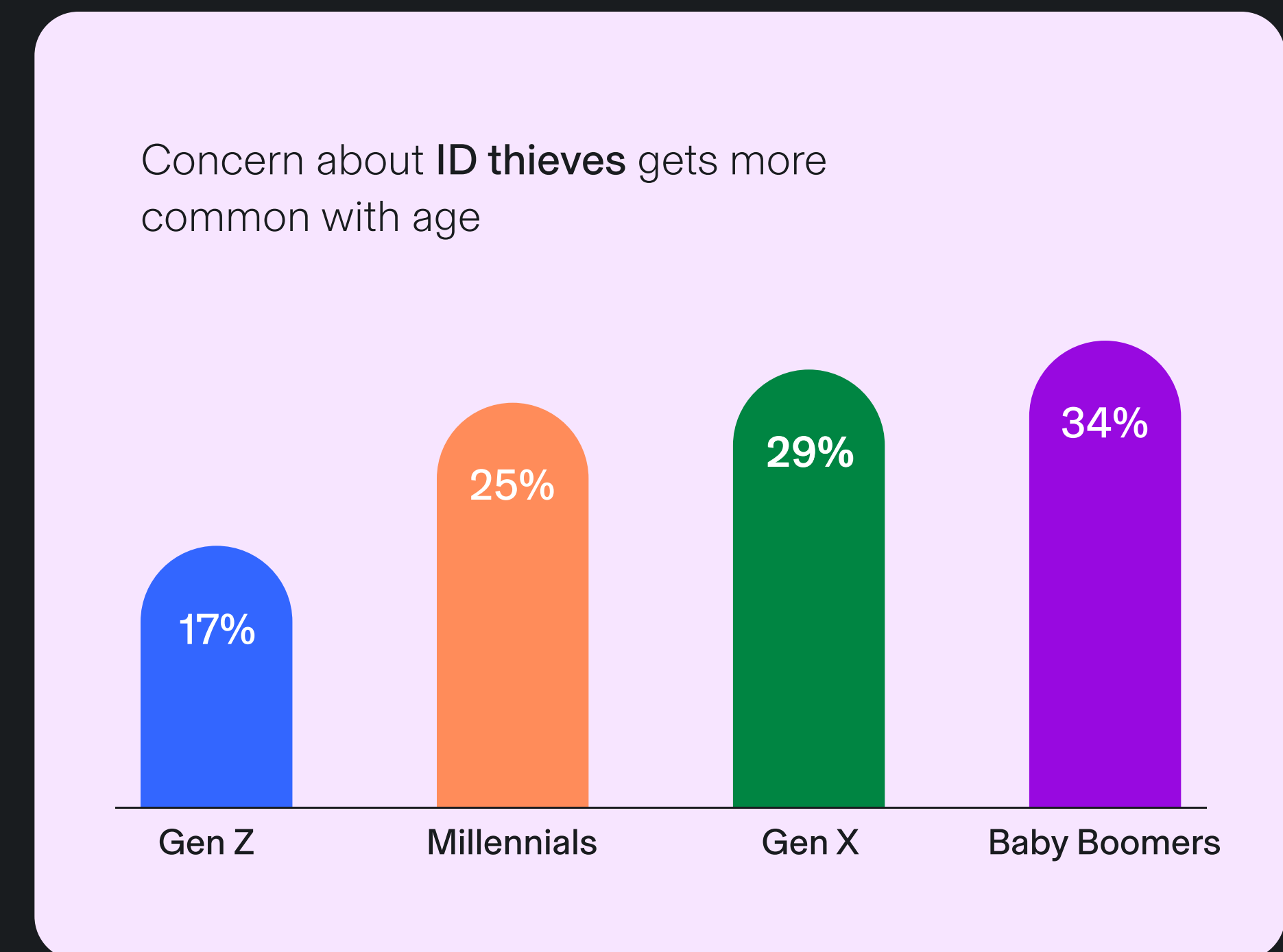
A Report on America's Digital Worries



Online Creatures Creeping into Our Nightmares



28% of Americans say identity thieves are the online creature (digital threat) they are most afraid of when it comes to personal safety and security. Closely followed by personal data breaches (25%).



Survey Question: Which digital threat 'online creature' are you most afraid of when it comes to your personal safety and security?

Who's afraid of hackers?

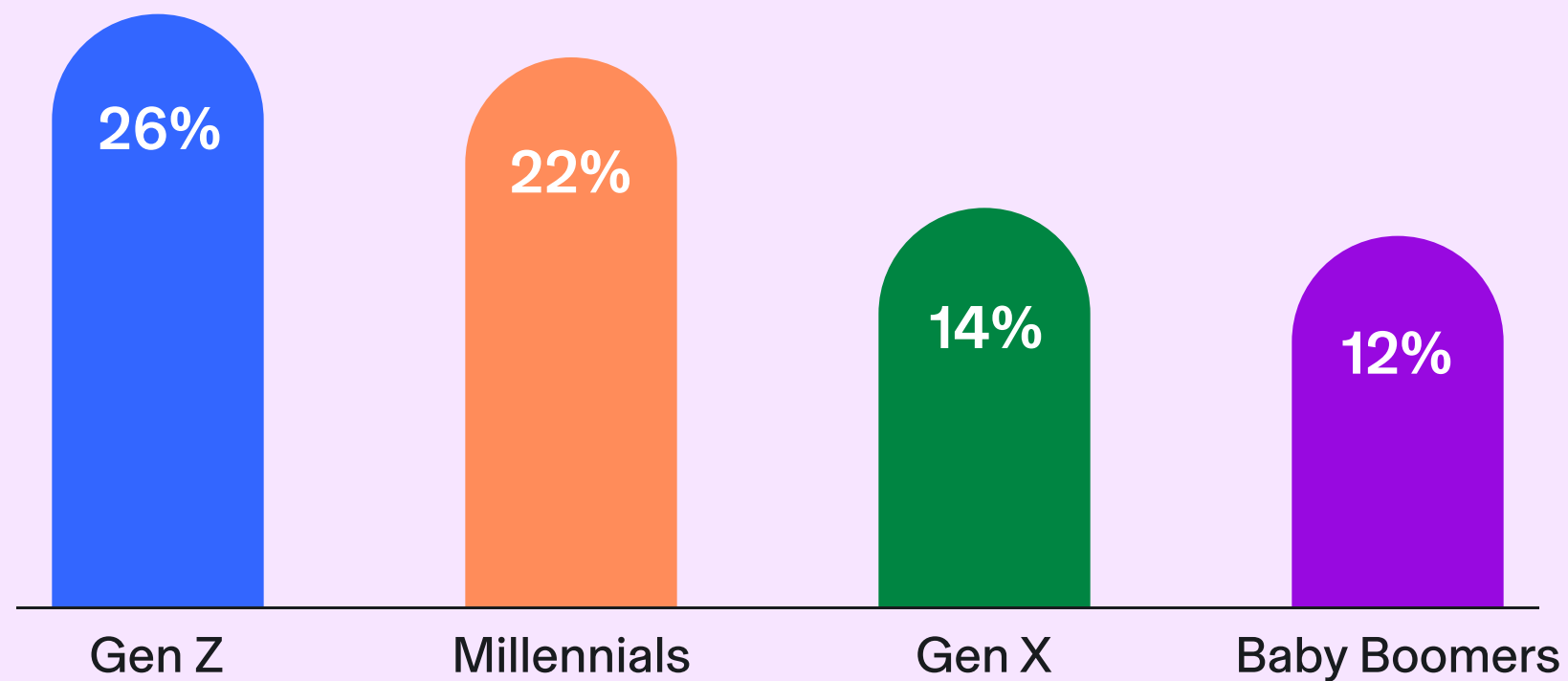
20%

Men (20%) are more likely to be concerned about **hackers** than women (16%)

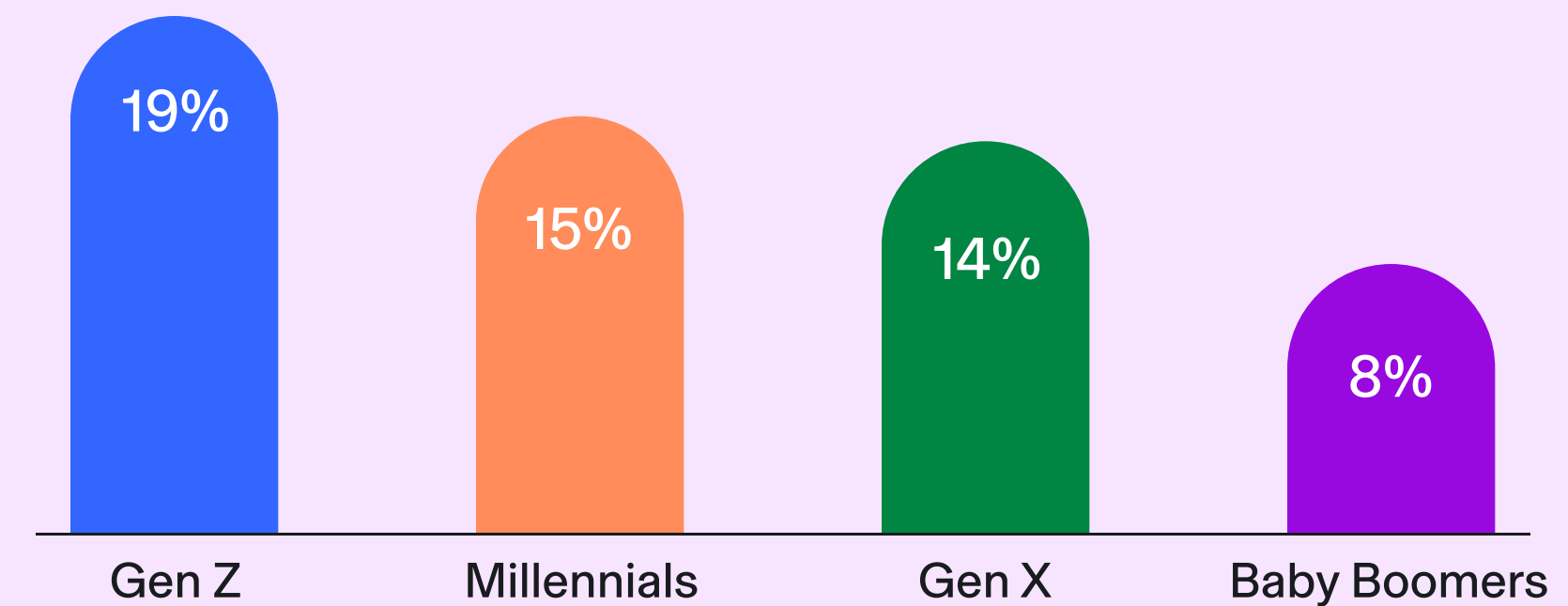
16%

This is also true for **online scams** (Men 16% vs. Women 11%)

Young Americans are more likely to be concerned about **hackers** than older Americans



The same goes for **online scams**.

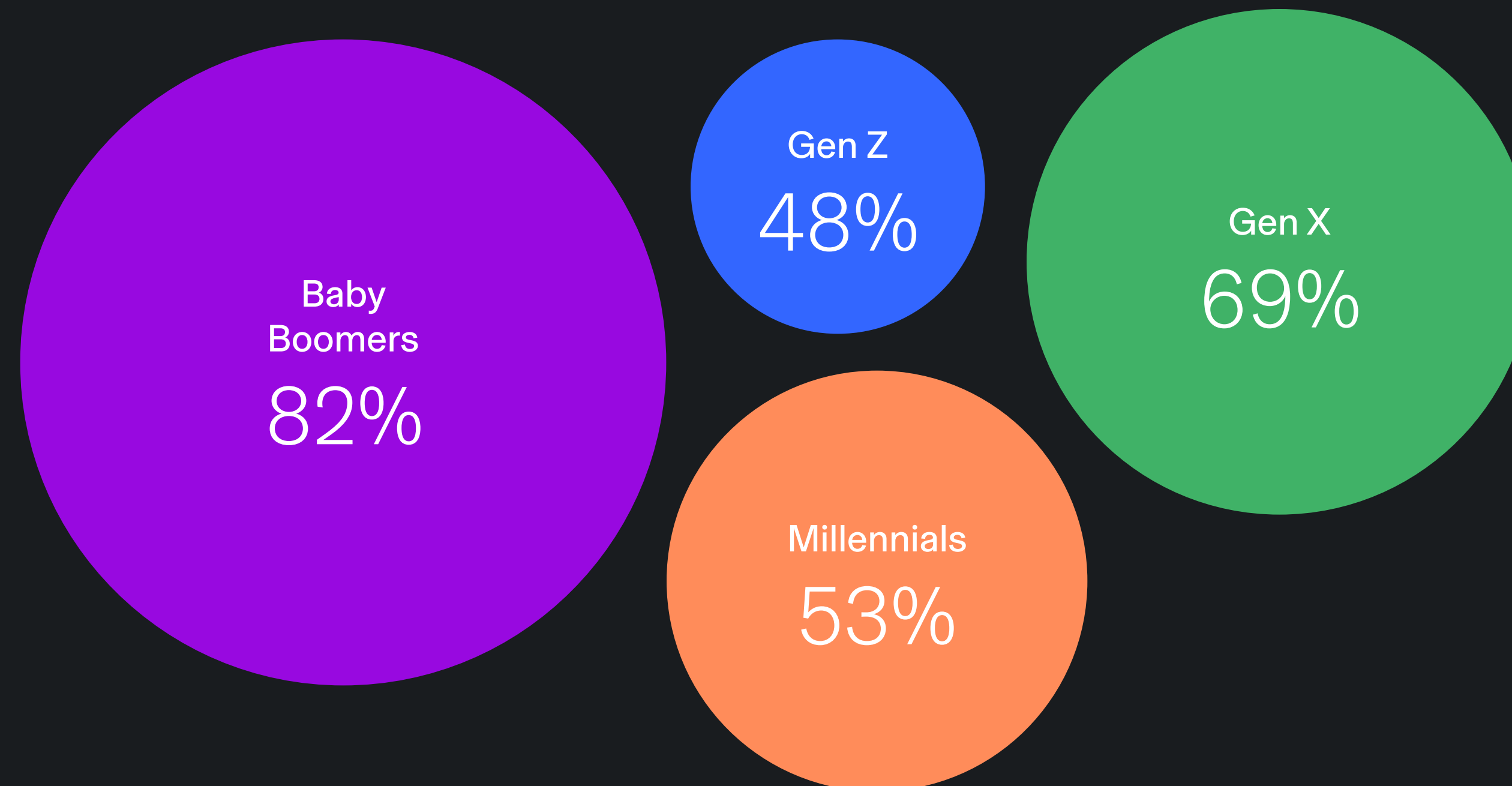


Survey Question: Which digital threat 'online creature' are you most afraid of when it comes to your personal safety and security?

This survey was conducted online within the United States by The Harris Poll on behalf of Aura from September 24 - 26, 2024 among 2,088 adults ages 18 and older. The sampling precision of Harris online polls is measured by using a Bayesian credible interval. For this study, the sample data is accurate to within +/- 2.5 percentage points using a 95% confidence level. For complete survey methodology, including weighting variables and subgroup sample sizes, please contact media@aura.com.

Digital Dread: The Information We're Most Afraid of Losing in a Security Breach


Across generations, Americans are most concerned about losing their **financial / online banking records** in a data breach.



Survey Question: Which of the following types of your digital information are you most worried about being stolen in a potential security breach (i.e., an unauthorized person gaining access)?

This survey was conducted online within the United States by The Harris Poll on behalf of Aura from September 24 - 26, 2024 among 2,088 adults ages 18 and older. The sampling precision of Harris online polls is measured by using a Bayesian credible interval. For this study, the sample data is accurate to within +/- 2.5 percentage points using a 95% confidence level. For complete survey methodology, including weighting variables and subgroup sample sizes, please contact media@aura.com.

Keep Out! No Trespassing in Our Internet Histories



Americans don't want any of the following poking around in their internet histories.

36%	Potential Employers	21%	Parents
34%	Coworkers	20%	Other Family
31%	Friends	19%	Spouse / Significant Other
22%	Siblings	15%	Children

Any of the above

65% of Americans would have an issue with someone accessing their browsing history

68% of Men would have an issue with someone accessing their browsing history (compared to 61% of women)

73% of Gen Z and 71% of Millennials would have an issue with someone accessing their browsing history.

None of the above

39% of Gen X and 42% of Boomers wouldn't have any issue with anyone accessing their browsing history.

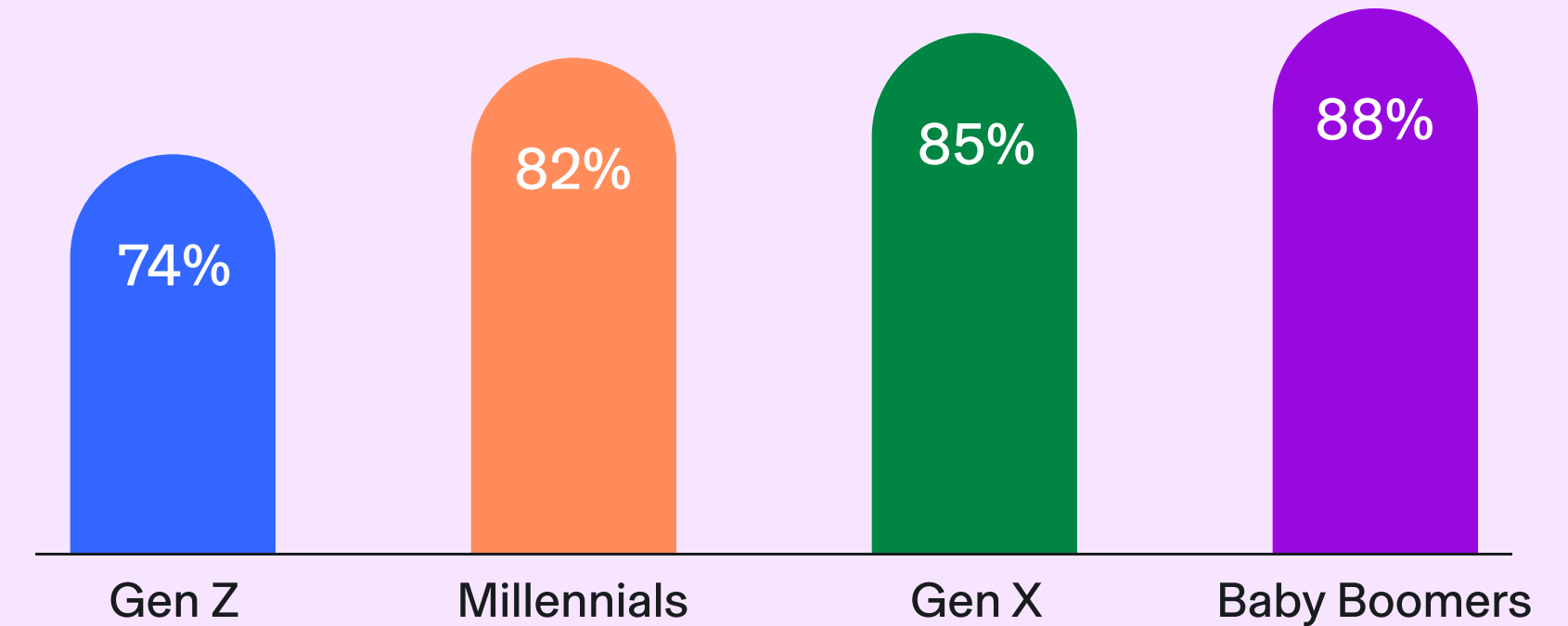
Survey Question: Who would you not want to have access to your browsing history? Please select all that apply.

Digital Demons: The Spooky Side of Data Collection

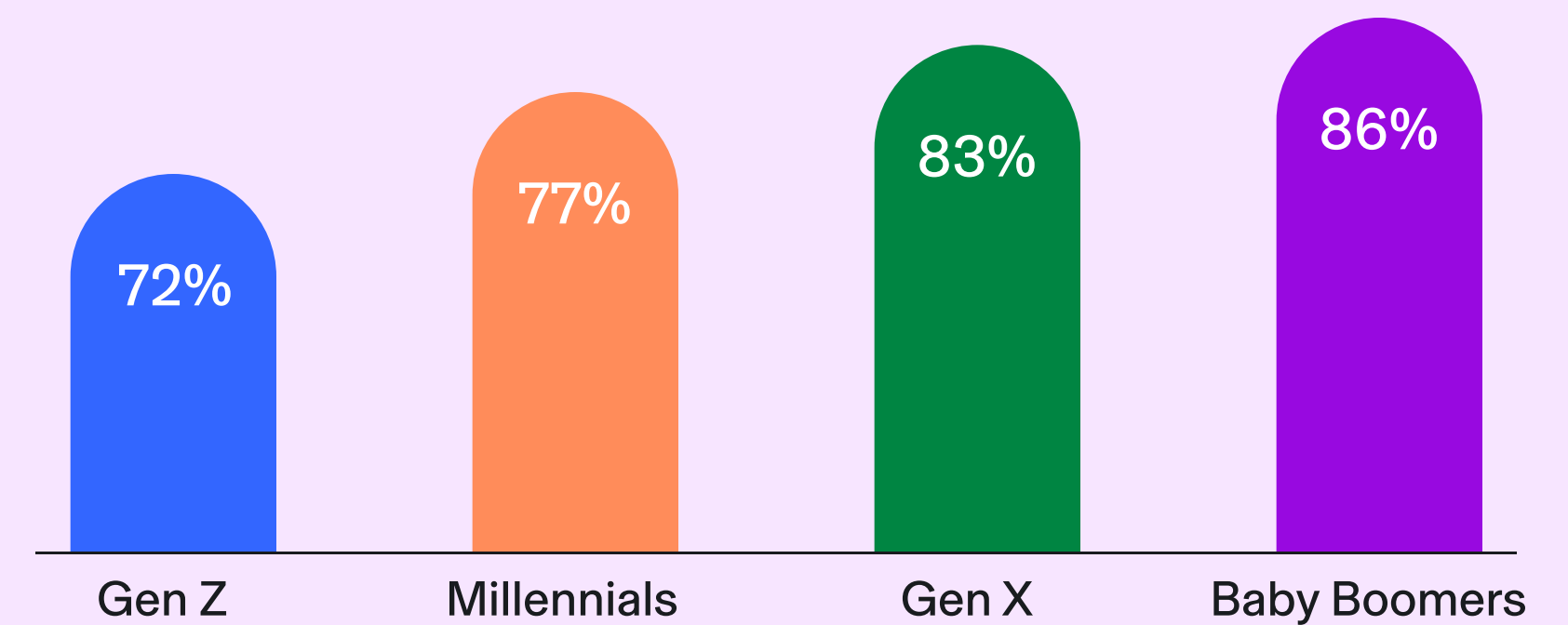


83% of Americans are worried (very / somewhat) about **hackers stealing their private data** and 81% are worried about **data companies collecting their private data**. Concern grows with age.

Very / Somewhat Worried that **hackers** will steal my private data:



Very / Somewhat Worried that **data companies** are collecting my private data:



Survey Question: How worried are you about each of the following? Hackers stealing my private data; data companies collecting my private data (e.g., social security number, passwords, financial records, email addresses)

This survey was conducted online within the United States by The Harris Poll on behalf of Aura from September 24 - 26, 2024 among 2,088 adults ages 18 and older. The sampling precision of Harris online polls is measured by using a Bayesian credible interval. For this study, the sample data is accurate to within +/- 2.5 percentage points using a 95% confidence level. For complete survey methodology, including weighting variables and subgroup sample sizes, please contact media@aura.com.

Creepy Concerns: Apps and Services We're Most Afraid Will Be Hacked

Across generations, Americans are most worried that their **financial apps** will be hacked and that concern grows with age.

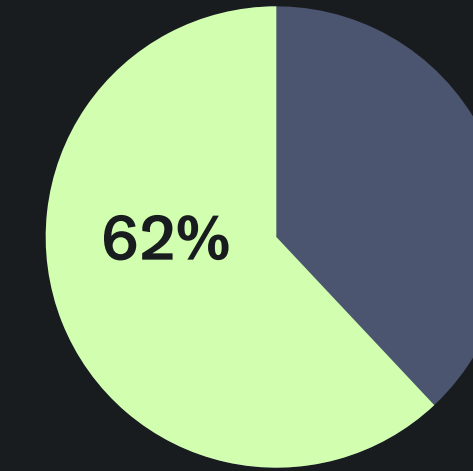
Apps & Services	Gen Z	Millennials	Gen X	Baby Boomers
Financial Apps	39%	48%	65%	76%
Social Media	20%	18%	11%	6%
Email	15%	11%	8%	8%
Cloud	8%	8%	8%	2%
Streaming	9%	9%	2%	2%

1 in 5 Gen Z-ers is most worried that their **social media accounts** will be hacked

Survey Question: Which type of app or online service that you use are you most worried about being hacked or compromised?

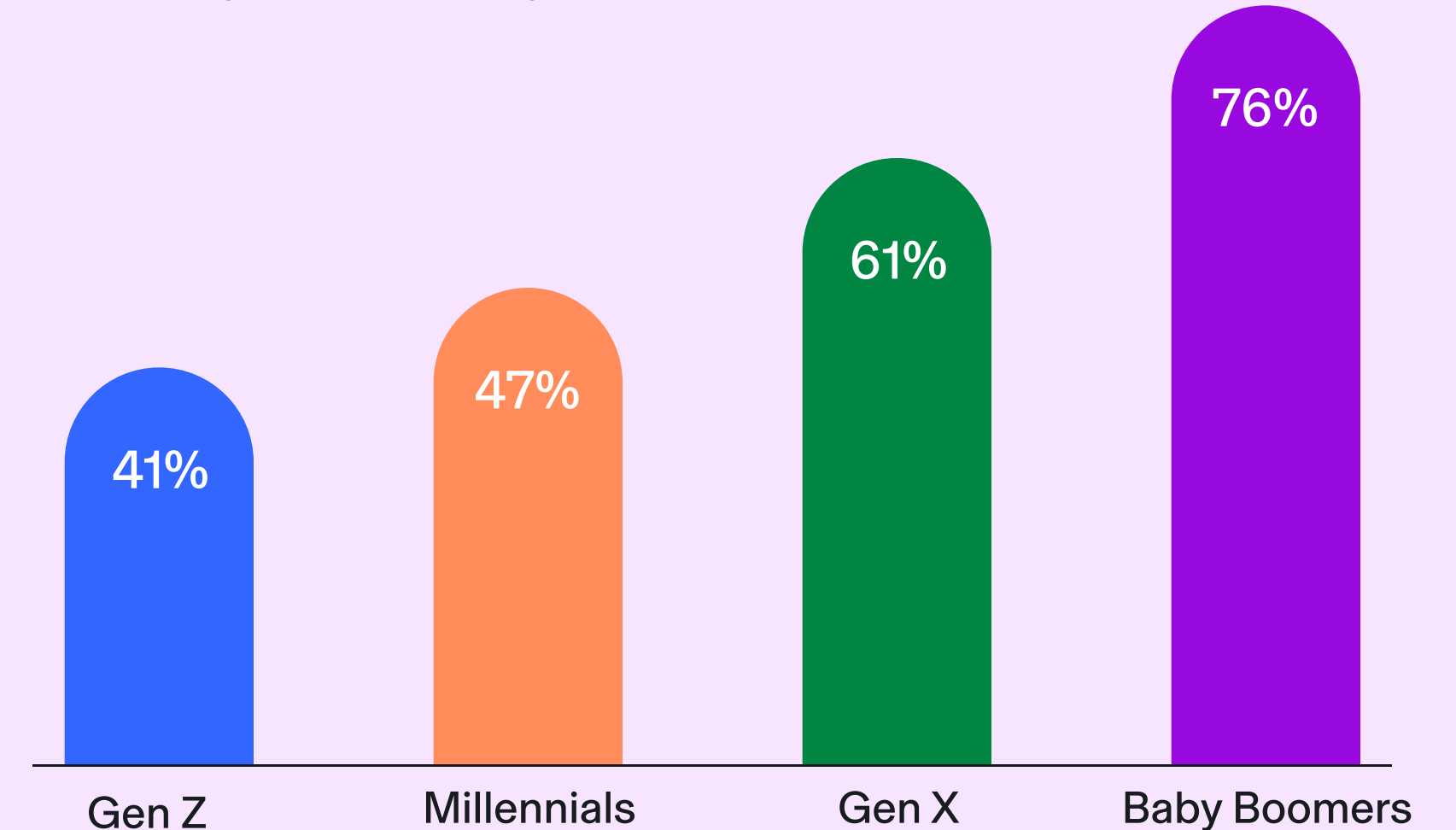
A(nxiety) I(nducing) Attacks: If AI Could 'Turn on Them' ...

More than half of Americans (59%) say hacking their financial accounts and taking control over their finances would be its scariest potential move



Women (62%) are more likely to be concerned than Men (56%)

The fear is consistent across generations, but worry grows with age



Survey Question: If AI could 'turn on you,' what do you think would be its scariest potential move? Which of the following 'cyber zombie' AI (artificial intelligence) attacks worry you most?

This survey was conducted online within the United States by The Harris Poll on behalf of Aura from September 24 - 26, 2024 among 2,088 adults ages 18 and older. The sampling precision of Harris online polls is measured by using a Bayesian credible interval. For this study, the sample data is accurate to within +/- 2.5 percentage points using a 95% confidence level. For complete survey methodology, including weighting variables and subgroup sample sizes, please contact media@aura.com.

And, when asked which of the following worried them most...

🏆 Number 1

29%

of Americans say AI hacking my online identity and taking control

🥈 Number 2

17%

of Americans say AI bots impersonating people to scam me

Additionally...

13%

of Americans say AI bots manipulating public opinion or elections through deep fakes

13%

of Americans say AI surveillance tracking my every move



Boomers are more likely to be concerned about AI manipulating public opinion / elections through deep fakes (17%) than Millennials (12%) or Gen X (11%)



Millennials (16%) are more likely to be concerned than Baby Boomers (11%) about AI surveillance tracking their every move

10%

of Americans say AI bots speaking fake news and disinformation on social media

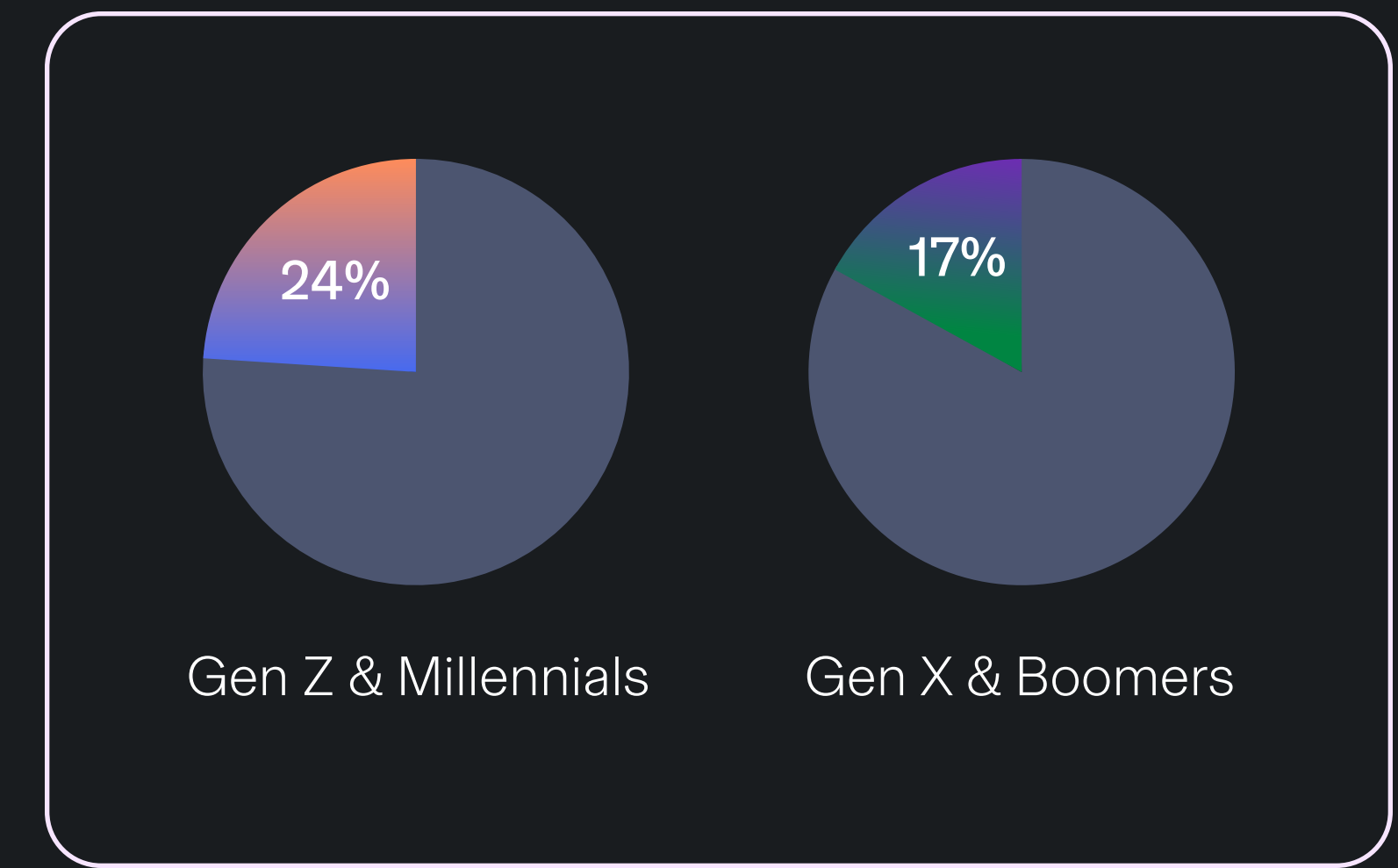


15% of parents of kids under 18 are most concerned with AI surveillance tracking their every move

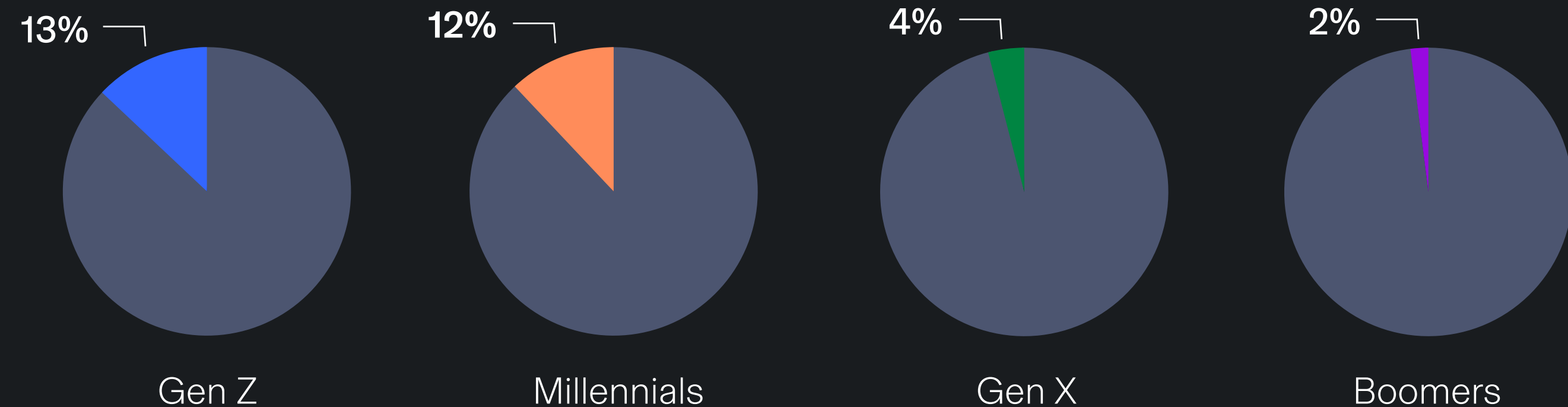
Survey Question: If AI could 'turn on you,' what do you think would be its scariest potential move? Which of the following 'cyber zombie' AI (artificial intelligence) attacks worry you most?

This survey was conducted online within the United States by The Harris Poll on behalf of Aura from September 24 - 26, 2024 among 2,088 adults ages 18 and older. The sampling precision of Harris online polls is measured by using a Bayesian credible interval. For this study, the sample data is accurate to within +/- 2.5 percentage points using a 95% confidence level. For complete survey methodology, including weighting variables and subgroup sample sizes, please contact media@aura.com.

Younger generations are more likely to be concerned than older generations about **AI exposing their personal data online** through data it has collected without their consent.



Younger generations are also more likely to be concerned about **AI gaining access and posting to their social media feed**.



Survey Question: If AI could 'turn on you,' what do you think would be its scariest potential move? Which of the following 'cyber zombie' AI (artificial intelligence) attacks worry you most?

AI in Disguise: What Would AI Be for Halloween?

What Would AI Be for Halloween?




27%

Zombie: Relentless and often mindless pursuit of their objectives, operating with a singular focus on their programmed tasks



22%

Frankenstein: Unintended outcome of human ambition, brought to life through scientific experimentation



18%

Dracula: Charming and sophisticated, offering impressive capabilities and transformative potential



18%

Witch: Powerful, mysterious forces beyond the understanding of the average person

Survey Question: Which Halloween character do you think best resembles AI in human form?

This survey was conducted online within the United States by The Harris Poll on behalf of Aura from September 24 - 26, 2024 among 2,088 adults ages 18 and older. The sampling precision of Harris online polls is measured by using a Bayesian credible interval. For this study, the sample data is accurate to within +/- 2.5 percentage points using a 95% confidence level. For complete survey methodology, including weighting variables and subgroup sample sizes, please contact media@aura.com.

—
ĀURA